



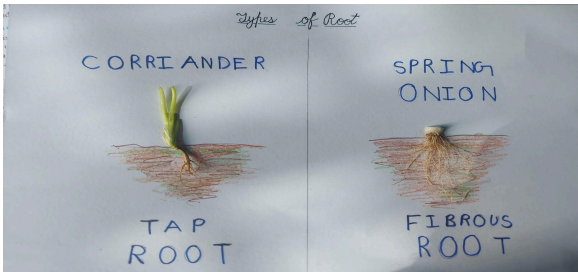


ST. TERESA SCHOOL
INDIRAPURAM, GZB
Holiday Homework (2025-26)
Class IV

Winter holidays are a great time to relax, recharge, and explore new interests! Make the most of your winter holidays by balancing fun and learning. Engage in research activities on the assigned topics and expand your horizons!

Subject	
English	<p>Homophones are words that sound the same but have different meanings and homonyms are words that have the same spelling but different meanings. For your holiday homework, let's have some fun with Homophones and Homonyms!</p> <ul style="list-style-type: none">• Write a short paragraph (50–70 words) describing one day of your holidays.• Use homophones and homonyms in your paragraph.• Underline the homophones and circle the homonyms.• This work is to be done in English notebook with proper heading 'Winter Holiday Homework'. <p>Special note: Parental guidance and supervision are strictly recommended for safe and enriching learning experience.</p>
Hindi	<p>१-शीतकालीन अवकाश के किसी एक दिवस के अनुभव को 5 से 7 मुहावरों के प्रयोग के साथ हिंदी कार्य पुस्तिका में वर्णित कीजिए।</p> <p>२-वर्ष 2025 में आपने जो भी अच्छे कार्य किए,उनसे क्या प्रेरणा मिली तथा भूलवश की गई त्रुटियों से आपने क्या सीख ली और 2026 में उन त्रुटियों के सुधार हेतु क्या संकल्प लिया,50 से 70 शब्दों में हिंदी कार्य पुस्तिका में लिखिए।</p>

	<p>३-कक्षा में अभी तक कराए गए वार्षिक पाठ्यक्रम के पाठों का प्रतिदिन लिखित अभ्यास कीजिए।</p>
Mathematics	<p>TOPIC: MEASUREMENT</p> <p>“My Measurement City” (3D Model)</p> <p>■ Concepts covered: Length, weight, capacity ■ Materials: Cardboard, colored paper, clay, matchboxes ■ Idea: Create a small city with:</p> <ul style="list-style-type: none"> ● Roads measured in cm ● Buildings with height in m ● A shop showing items with weight (kg/g) ● A water tank showing capacity (L/ml) <p>Label each object with its measurement.</p>
EVS	<p>1.Re-news-able Bag! </p> <p>You have to make a paper bag out of old newspapers — Watch the step-by-step videos below and make your own eco-friendly bag at home. Be creative and remember: reuse and recycle! </p> <p><u>Watch this video for your reference:</u></p> <p>https://youtu.be/N9AIWqb5qdQ?si=S8IEi9Q-viUbsWYh</p> <p>2. Kindly collect roots of any plant (one tap root and fibrous root) and paste it.</p> <p>Mention the name of the plant and identify whether it is a tap root or fibrous root.</p> <p>Do the work neatly in your EVS Copy(Blank side).</p> <p>Materials required :</p> <ol style="list-style-type: none"> 1. Tap root (Coriander, beetroot, etc.) 2. Fibrous root(Grass, spring onion, etc.) <p><u>Refer the image.</u></p>

	
Computer	Browse the internet and insert pictures related to the winter season in MS Word.

Note:

- Study for atleast 5 hours everyday. (3 hours in morning and 2 hours in evening)
- Study according to the Annual Syllabus taught till December.
- Maths practice to be done regularly.